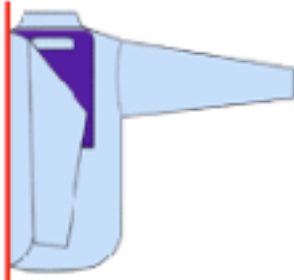
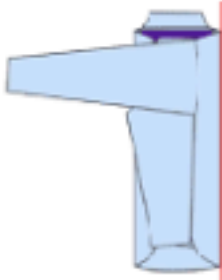
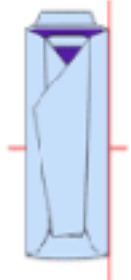
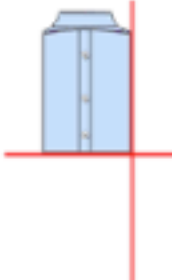
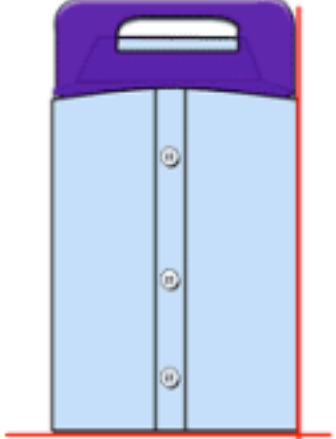
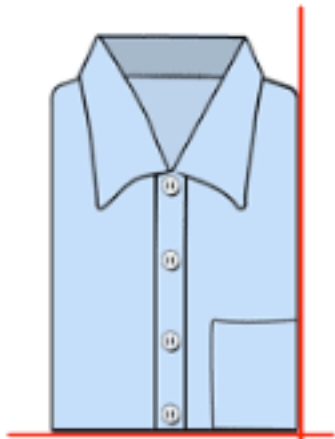

<p>1. Button shirt. Spread shirt face down on a smooth surface. Center folding board below the shirt's back collar.</p>	<p>2. Fold left sleeve across the board. Use the Folding Board's edge as the fold guide.</p>
	
<p>3 Angle left sleeve fold along shirt's body.</p>	<p>4. Fold right sleeve across the board.</p>
	
<p>5. Angle right sleeve along shirt's body.</p>	<p>6. Fold tail upward, below the shoulders.</p>
	
<p>7. Remove the shirt folding board from the fold.</p>	<p>8. Flip shirt over. Bingo! A crisp fold, every time.</p>